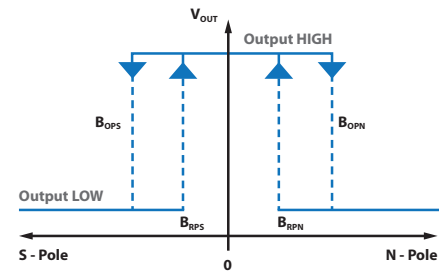
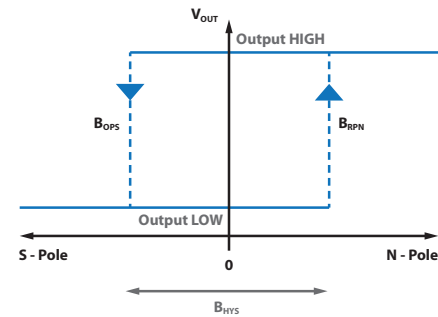


MAGNETIC MODE TYPE

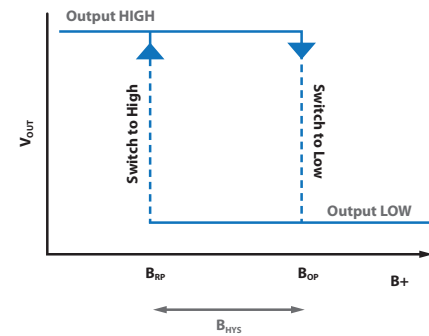
**Omnipolar Magnetic Flux Response
(Active Low Option)**



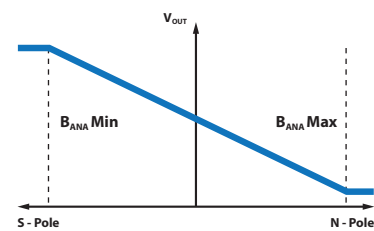
**Bipolar Magnetic Flux Response
(Active Low Option)**



**Unipolar Magnetic Flux Response
(Active Low Option)**

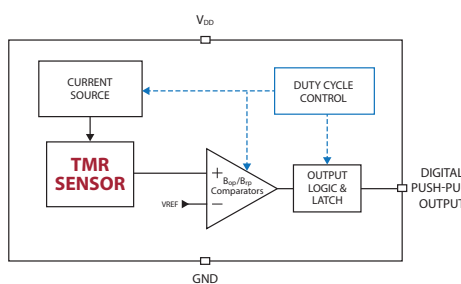


Analog Magnetic Flux Response

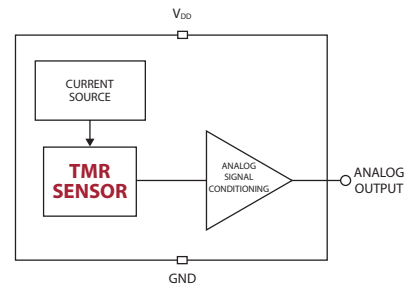


BLOCK DIAGRAMS

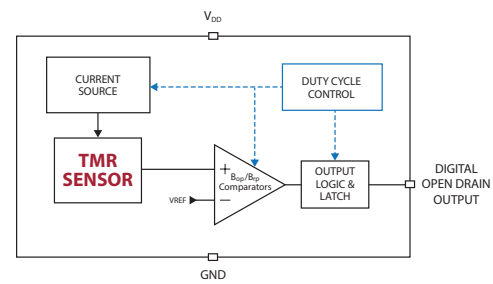
**Functional Block Diagram
for Digital Push-Pull Output**



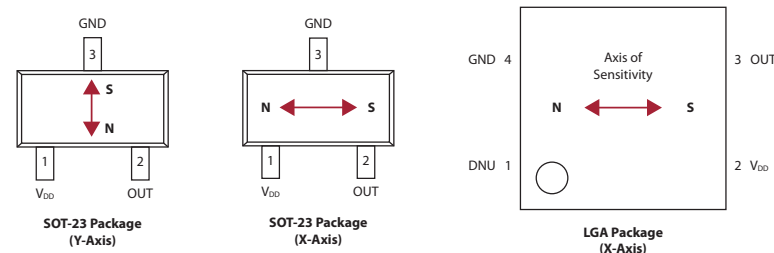
**Functional Block Diagram
for Analog Output**



**Functional Block Diagram
for Digital Open Drain Output**



AXIS OF SENSITIVITY



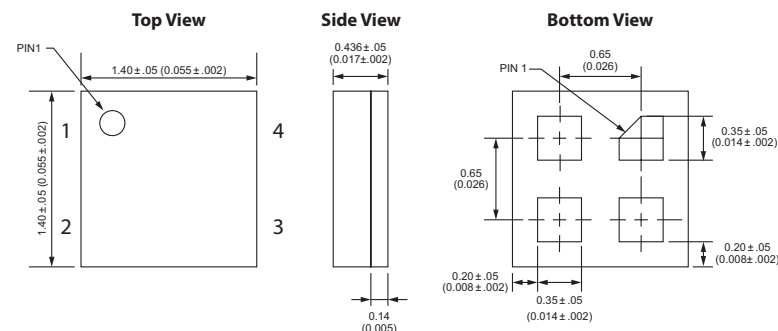
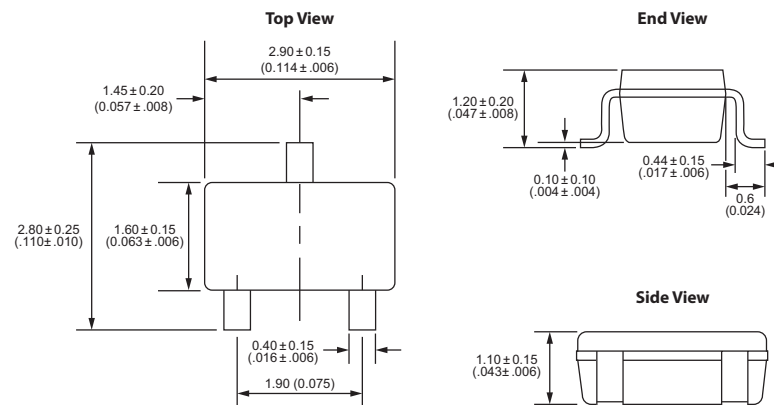
**TMR Magnetic Sensor
Product Catalog**

Advanced Switching and Magnetic Sensing Solutions

Coto Part Number	Magnetic Polarity Response	Operative Sensitivity (G)	Release Sensitivity (G)	Frequency (Hz)	I _{AVG} (μA)	Temp Rating (°C)	Supply Voltage (V _{DD})	Output Response	Package	Axis of Sensitivity
RR120-A111-00	Unipolar	30	20	20	0.5	-40 to +85	2.7 to 3.6	Active Low	SOT-23-3	Y-Axis
RR121-1A23-311	Omnipolar	9	5	10	0.24	-40 to +125	2.7 to 3.6	Active Low	SOT-23-3	X-Axis
RR121-1A53-311	Omnipolar	9	5	250	1.44	-40 to +125	2.7 to 3.6	Active Low	SOT-23-3	X-Axis
RR121-1B13-311	Omnipolar	30	20	2	0.2	-40 to +125	2.7 to 3.6	Active Low	SOT-23-3	X-Axis
RR121-1B13-312	Omnipolar	30	20	2	0.2	-40 to +125	2.7 to 3.6	Active Low	LGA-4	X-Axis
RR121-1B53-311	Omnipolar	30	20	250	1.44	-40 to +125	2.7 to 3.6	Active Low	SOT-23-3	X-Axis
RR121-1B93-312	Omnipolar	30	20	10000	1600	-40 to +125	2.7 to 3.6	Active Low	LGA-4	X-Axis
RR121-1E73-311	Omnipolar	15	10	2500	8	-40 to +125	2.7 to 3.6	Active Low	SOT-23-3	X-Axis
RR121-1F23-311	Omnipolar	70	50	10	0.24	-40 to +125	2.7 to 3.6	Active Low	SOT-23-3	X-Axis
RR121-3C63-311	Bipolar	10	-10	500	1.7	-40 to +125	2.7 to 3.6	Active Low	SOT-23-3	X-Axis
RR130-A111-00	Unipolar	30	20	20	0.5	-40 to +85	2.7 to 3.6	Open Drain	SOT-23-3	Y-Axis
RR131-1B13-351	Omnipolar	30	20	2	0.2	-40 to +125	2.7 to 3.6	Open Drain	SOT-23-3	X-Axis

Coto Part Number	Magnetic Polarity Response	Magnetic Sensitivity Range Minimum (G)	Magnetic Sensitivity Range Maximum (G)	Frequency (Hz)	I _{AVG} (mA)	Temp Rating (°C)	Supply Voltage (V _{DD})	Output Response	Package	Axis of Sensitivity
RR110-A111-00	Linear Analog	0	100	Continuous	0.1	-40 to +85	1.2 to 12	Analog Resistance	SOT-23-3	Y-Axis
RR111-1DC2-331	Linear Analog	-10	10	Continuous	1.5	-40 to +85	2.7 to 3.6	Analog Voltage	SOT-23-3	X-Axis
RR111-1DC2-332	Linear Analog	-10	10	Continuous	1.5	-40 to +85	2.7 to 3.6	Analog Voltage	LGA-4	X-Axis

DIMENSIONS

LGA-4 Package

SOT-23-3 Package

TARGET APPLICATIONS

Bare Glass Reed Switch Replacement	Power Switch or Open-Close Detection
Consumer Electronics	Proximity Detection
Door & Lid Closure Detection	Rotary Sensing
Fluid Level Detection	Smart Phones, Tablets and Laptops
Motor Controllers	Utility Meters
Open-Close Detection	Wake-Up μProcessor
Portable Medical Devices	